

StationBox® XL

CARRIER CLASS

CPE ENCLOSURE WITH INTEGRATED DUAL-POL ANTENNA, IP65 ALUMINIUM ENCLOSURE AND 3-AXIS MOUNTING SYSTEM

StationBox® XL CARRIER CLASS is aluminium outdoor CPE antenna enclosure designed to meet highest requirements on performance, durability and environmental resistance. With built-in high gain dual polarization antenna, NanoBracket® 3-Axis adjustable mount and IP65 environment resistance rating, it is the most advanced integrated CPE solution on the market.

StationBox® XL is made for MikroTik™ RouterBoards RB911, RB711, RB411.



TECHNICAL DATA

Materials	UV stabilized and weather resistant ABS plastic Aluminium
Flame Rating	UL 94 HB
Pole Mounting Diameter	50-70 mm
Operating Temp.	-25 to +60 °C
Wind Survival	160 Km/h
Weight	1.85 Kg / 4.0 lbs – single piece incl. package 18.5 Kg / 40.7 lbs – carton (10 pcs)
Single Piece	Retail Box: 27 × 36 × 8.5 cm
10 Units	Carton Box: 29 × 39 × 91 cm

COMPATIBLE WIRELESS PLATFORMS

RouterBoard™ 9 series	MikroTik™ RB911G-2HPnD*, RB912UAG-2HPnD*, RB911G-5HPnD*, RB912UAG-5HPnD*
RouterBoard™ 7 series	RB711-2Hn, RB711-5Hn, RB711-5Hn-M, RB711-5Hn-U, RB711-2HnD, RB711-5HnD, RB711G-5HnD, RB711UA- 2HnD, RB711UA-5HnD, RB711GA-5HnD
RouterBoard™ 4 series	RB411*, RB411GL*, RB411L*, RB411AH*, RB411AR*, RB411UAHR*

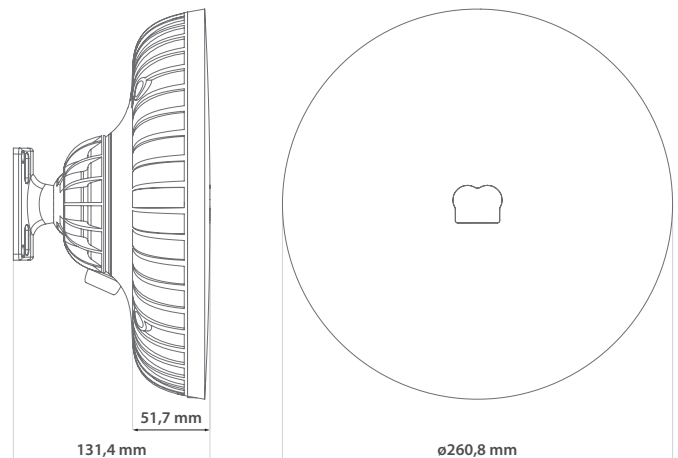
*NOT ALL RADIO CARDS MAY FIT

PACKAGE CONTENTS

StationBox® XL CARRIER CLASS	Alan Key
Waterproof Ethernet Connector	Rubber Insert
Bracket Body	4x Screw with Wall Plug
Manual	2x Hose Clamp



PRODUCT DIMENSIONS

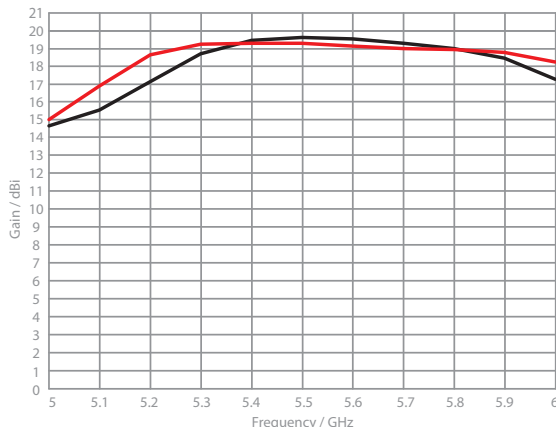


ANTENNAS / MODELS

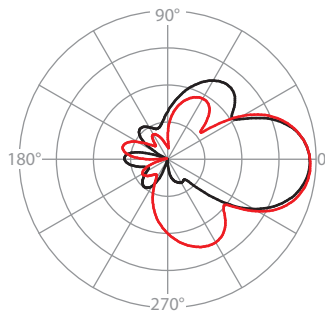
Model	5 GHz	2,4 GHz
Product ID	SBX-XL-CC-5-19	SBX-XL-CC-2-14
Frequency Range	5450 - 5850 MHz	2400 - 2484 MHz
Gain Max	19.4 dBi	13.7 dBi
Gain Typical	19 dBi	13 dBi
Polarization	Horizontal / Vertical	Horizontal / Vertical
Azimuth Beam Width -3dBi	H 14.5° / V 14.5°	H 31° / V 34°
Elevation Beam Width -3dBi	H 14.5° / V 15°	H 34° / V 31°
Front-to-Back Ratio	H 30° / V 30°	H 22° / V 21°
Cross Pol Isolation	H 18° / V 21°	H 8° / V 9°
Impedance	50 Ohm	50 Ohm
Max. Input Power	10 W	10 W
VSWR Max	1.8	1.8
VSWR Typical	1.35	1.35
Isolation Between Ports	30 dBi	22 dBi
Antenna Connectors	2x MMCX	2x MMCX

5 GHz - 19dBi

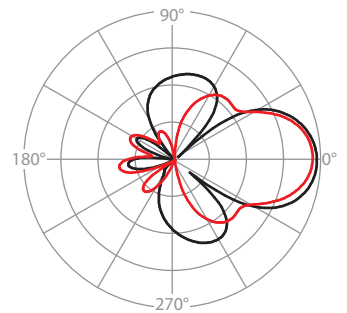
Gain (H / V)



Azimuth Pattern (H / V)

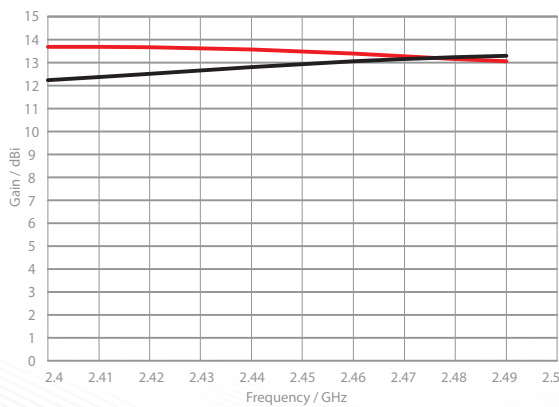


Elevation Pattern (H / V)

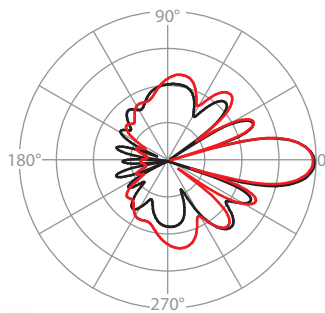


2,4 GHz - 13dBi

Gain (H / V)



Azimuth Pattern (H / V)



Elevation Pattern (H / V)

