

Job Name/Location:

Tag #:

Date: _____ For: File Resubmit
 PO No.: _____ Approval Other _____
 Architect: _____ GC: _____
 Engr: _____ Mech: _____
 Rep: _____
 (Company) _____ (Project Manager) _____

PREMTBVC4
MultisITE CRC2+Z Remote Controller



Electrical:

Power Supply	12VDC power from indoor unit
--------------	------------------------------

Surrounding Conditions:

Temperature	
Operating	32-122 °F
Storage	-22-122 °F
Humidity	
Operating	5-95% RH (non-condensing)
Storage	0-95% RH (non-condensing)

Features:

- Customizable color digital touch screen interface with Multilanguage support
- BACnet® MS/TP or Wireless IP (optional)
- ZigBee® Pro Wireless network (onboard)
- On-board motion (PIR) and humidity sensors
- Role based configuration (password protected)
- Lua scripting
- Function code settings
- Function Code Search Tool
- Date and Time Display
- Room temperature display (-9 °F ~ +9 °F adjustable)
- Humidity Display (-15% ~ +15% adjustable)
- Operation - On/Off
- Mode - Auto/Cool/Dry/Heat/Fan Only
- Occupied cooling and heating temperature setpoints
- Unoccupied cooling and heating temperature setpoints
- 7 day scheduling with mode
- Fan speed - Auto/Low/Med/High/Power
- Discharge vanes - Auto/Swing/Fixed
- Static pressure installer setting

Optional Accessories (sold separately):

- PZCWRCG3 - Group Control Cable Kit
- PZCWRC1 - Extension Cable (for IDUs without terminal blocks)
- ZVRCZPWC2 - ZigBee® Pro Wireless Module³
- ZVRCZDWC1 - Wireless Door Window Contact³
- ZVRCZMTH1 - Wireless Ceiling Mounted Occupancy, Temperature and Humidity Sensor³
- ZVRCZWOC1 - Wireless Wall Mounted Occupancy Sensor³
- SEDCO2G5045 - Wireless CO2, Temperature & Humidity Sensor³
- ZVRCZTRH1 - Wireless Temperature & Humidity Sensor³
- ZVRCZWLS1- Wireless Water Leak Sensor³
- VCM8002V504 - Wi-Fi Module (BACnet Wireless IP)

Notes:

- 1.Available functions/features may differ based on connected system.
- 2.Communication cable can be extended to a maximum of 164 feet.
- 3.Up to 20 ZigBee® sensors can be connected to the MultisITE CRC2+Z Remote Controller.
- 4.Must follow installation instructions in the applicable LG installation manual.

Connectivity:

LG Communications	1 Channel/RS-485 V-Net
BACnet® MS/TP (default model)	
BACnet® wireless IP (optional)	
ZigBee® Pro wireless mesh network (P) (default model)	

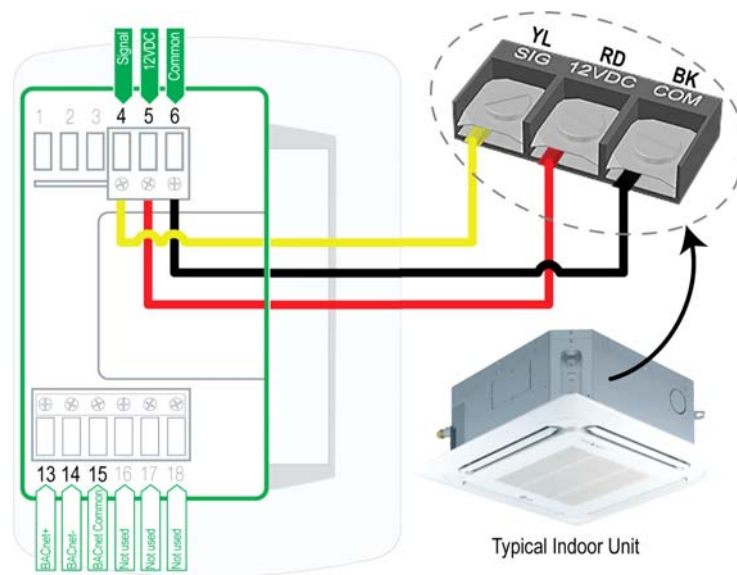
Communications Cabling Specifications (V-Net):

Type	3 conductor, stranded, twisted, unshielded
Size	AWG 22-3
Length ²	up to 164 ft

AWG - American Wire Gage

Unit Data:

Dimensions	4.72" H x 3.39" W x 1.06" D
Maximum Number of Indoor Units (per controller)	16



TERMINAL	DESCRIPTION
4 (S)	Tx - Rx Communication
5 (12V)	12 Volts DC
6 (G)	Common
13	BACnet +
14	BACnet -
15	BACnet Common

Note: Terminals 1, 2, 3, 16, 17, and 18 are unused.

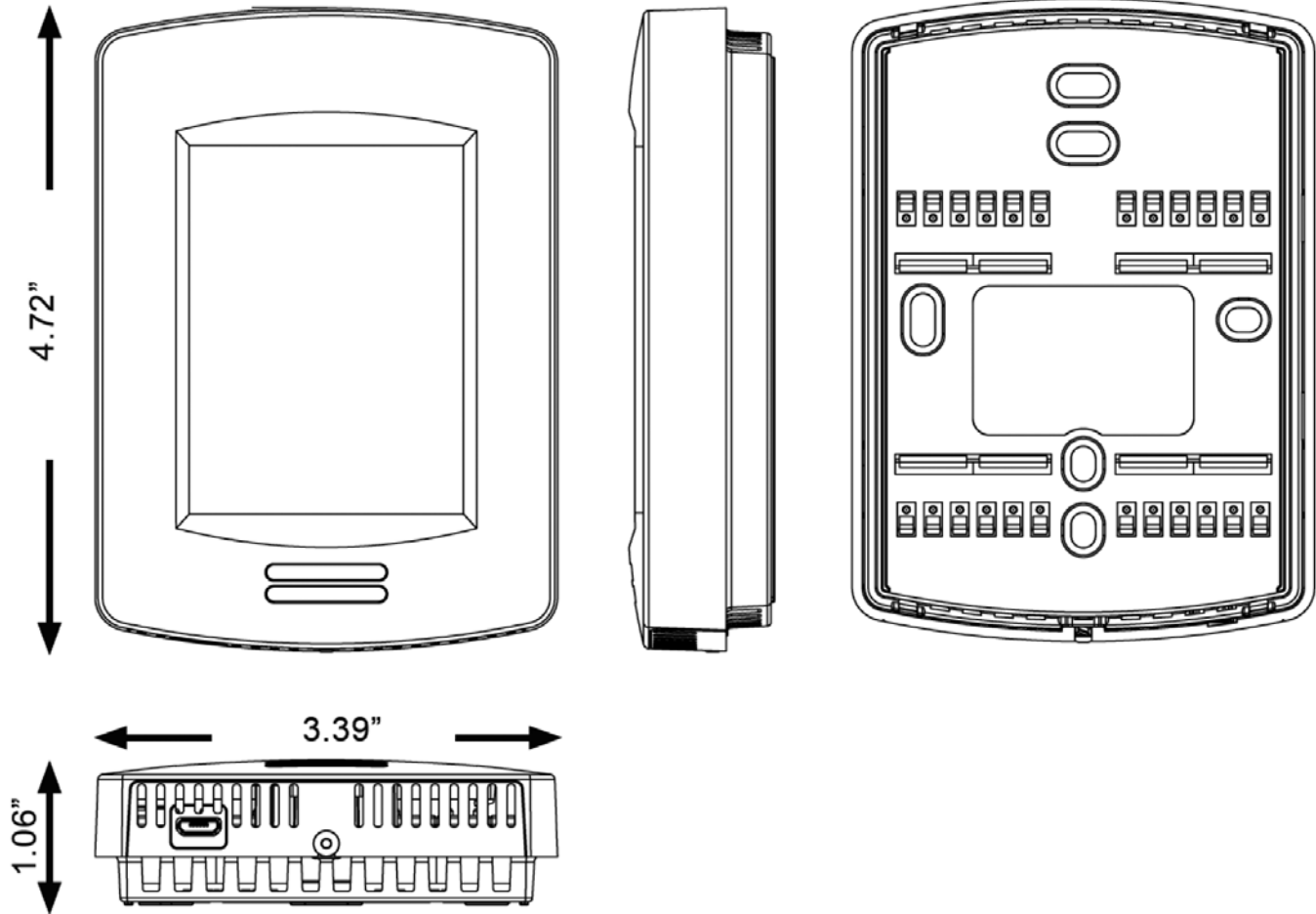
Job Name/Location:

PREMTBVC4
MultiSITE CRC2+Z Remote Controller



Tag #: _____
Date: _____
PO No.: _____

Dimensions: 4.72"H x 3.39"W x 1.06"D



PREMTBVC4
MultiSITE CRC2+Z Remote Controller



Tag #: _____

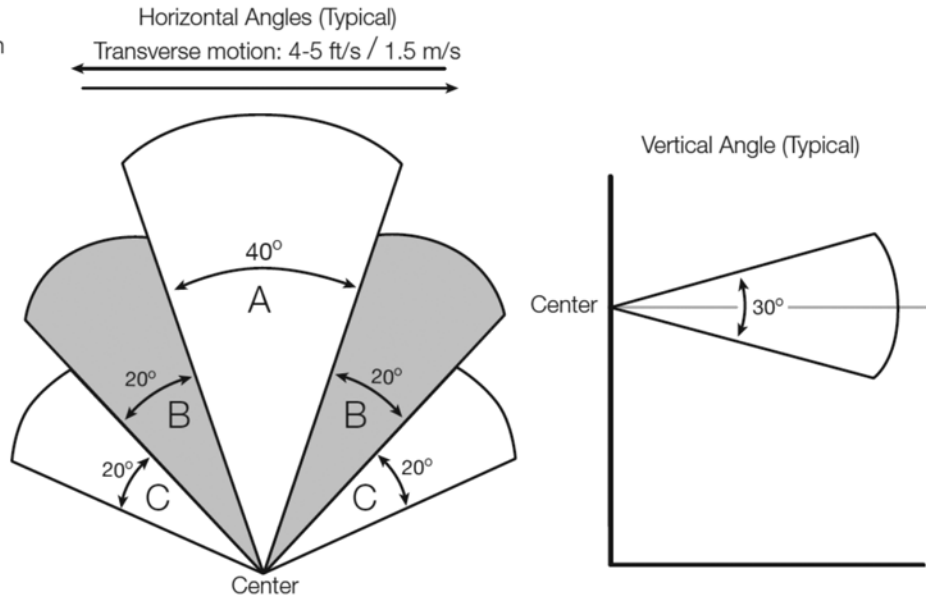
Date: _____

PO No.: _____



Recommended installation height for PIR sensor:
4 - 5 ft. / 1.2-1.5 m

Sensor Ranges
A = 20 ft. / 6.1 m
B = 14 ft. / 4.3 m
C = 11 ft. / 3.4 m



PREMTBVC4
MultiSITE CRC2+Z Remote Controller



Tag #:

Date:

PO No.:

MultiSITE Remote Controller BACnet® MONITOR Points			
√	BACnet Object Name	Object Type	Description
	ZB_Zone1Temperature_M	AI	Zigbee Zone1 Temperature
	ZB_Zone2Temperature_M	AI	Zigbee Zone2 Temperature
	ZB_Zone3Temperature_M	AI	Zigbee Zone3 Temperature
	ZB_Zone4Temperature_M	AI	Zigbee Zone4 Temperature
	ZB_Zone5Temperature_M	AI	Zigbee Zone5 Temperature
	ZB_Zone6Temperature_M	AI	Zigbee Zone6 Temperature
	ZB_Zone7Temperature_M	AI	Zigbee Zone7 Temperature
	ZB_Zone8Temperature_M	AI	Zigbee Zone8 Temperature
	ZB_Zone9Temperature_M	AI	Zigbee Zone9 Temperature
	ZB_Zone10Temperature_M	AI	Zigbee Zone10 Temperature
	Wi-Fi Network Signal Strength	AI	Wi-Fi Module Signal Strength
	Wi-Fi Module Boot Count	AI	Incremental Boot Count Of Wi-Fi Module
	ZB_Zone11Temperature_M	AI	Zigbee Zone11 Temperature
	ZB_Zone12Temperature_M	AI	Zigbee Zone12 Temperature
	ZB_Zone13Temperature_M	AI	Zigbee Zone13 Temperature
	ZB_Zone14Temperature_M	AI	Zigbee Zone14 Temperature
	ZB_Zone15Temperature_M	AI	Zigbee Zone15 Temperature
	ZB_Zone16Temperature_M	AI	Zigbee Zone16 Temperature
	ZB_Zone17Temperature_M	AI	Zigbee Zone17 Temperature
	ZB_Zone18Temperature_M	AI	Zigbee Zone18 Temperature
	ZB_Zone19Temperature_M	AI	Zigbee Zone19 Temperature
	ZB_Zone20Temperature_M	AI	Zigbee Zone20 Temperature
	ZB_Zone1Humidity_M	AI	Zigbee Zone1 Humidity (%)
	ZB_Zone2Humidity_M	AI	Zigbee Zone2 Humidity (%)
	ZB_Zone3Humidity_M	AI	Zigbee Zone3 Humidity (%)
	ZB_Zone4Humidity_M	AI	Zigbee Zone4 Humidity (%)
	ZB_Zone5Humidity_M	AI	Zigbee Zone5 Humidity (%)
	ZB_Zone6Humidity_M	AI	Zigbee Zone6 Humidity (%)
	ZB_Zone7Humidity_M	AI	Zigbee Zone7 Humidity (%)
	ZB_Zone8Humidity_M	AI	Zigbee Zone8 Humidity (%)
	ZB_Zone9Humidity_M	AI	Zigbee Zone9 Humidity (%)
	ZB_Zone10Humidity_M	AI	Zigbee Zone10 Humidity (%)
	ZB_Zone11Humidity_M	AI	Zigbee Zone11 Humidity (%)
	ZB_Zone12Humidity_M	AI	Zigbee Zone12 Humidity (%)
	ZB_Zone13Humidity_M	AI	Zigbee Zone13 Humidity (%)

Notes:

Available functions/features may differ based on the connected system.

For continual product development, LG reserves the right to change specifications without notice.

© LG Electronics U.S.A., Inc., Englewood Cliffs, NJ. All rights reserved. "LG Life's Good" is a registered trademark of LG Corp. /www.lghvac.com

Job Name/Location:

PREMTBVC4
MultiSITE CRC2+Z Remote Controller



Tag #:

Date:

PO No.:

MultiSITE Remote Controller BACnet® MONITOR Points			
v	BACnet Object Name	Object Type	Description
	ZB_Zone14Humidity_M	AI	Zigbee Zone14 Humidity (%)
	ZB_Zone15Humidity_M	AI	Zigbee Zone15 Humidity (%)
	ZB_Zone16Humidity_M	AI	Zigbee Zone16 Humidity (%)
	ZB_Zone17Humidity_M	AI	Zigbee Zone17 Humidity (%)
	ZB_Zone18Humidity_M	AI	Zigbee Zone18 Humidity (%)
	ZB_Zone19Humidity_M	AI	Zigbee Zone19 Humidity (%)
	ZB_Zone20Humidity_M	AI	Zigbee Zone20 Humidity (%)
	ZB_Zone1CO2_M	AI	Zigbee Zone1 CO2 (PPM)
	ZB_Zone2CO2_M	AI	Zigbee Zone2 CO2 (PPM)
	ZB_Zone3CO2_M	AI	Zigbee Zone3 CO2 (PPM)
	ZB_Zone4CO2_M	AI	Zigbee Zone4 CO2 (PPM)
	ZB_Zone5CO2_M	AI	Zigbee Zone5 CO2 (PPM)
	ZB_Zone6CO2_M	AI	Zigbee Zone6 CO2 (PPM)
	ZB_Zone7CO2_M	AI	Zigbee Zone7 CO2 (PPM)
	ZB_Zone8CO2_M	AI	Zigbee Zone8 CO2 (PPM)
	ZB_Zone9CO2_M	AI	Zigbee Zone9 CO2 (PPM)
	ZB_Zone10CO2_M	AI	Zigbee Zone10 CO2 (PPM)
	ZB_Zone11CO2_M	AI	Zigbee Zone11 CO2 (PPM)
	ZB_Zone12CO2_M	AI	Zigbee Zone12 CO2 (PPM)
	ZB_Zone13CO2_M	AI	Zigbee Zone13 CO2 (PPM)
	ZB_Zone14CO2_M	AI	Zigbee Zone14 CO2 (PPM)
	ZB_Zone15CO2_M	AI	Zigbee Zone15 CO2 (PPM)
	ZB_Zone16CO2_M	AI	Zigbee Zone16 CO2 (PPM)
	ZB_Zone17CO2_M	AI	Zigbee Zone17 CO2 (PPM)
	ZB_Zone18CO2_M	AI	Zigbee Zone18 CO2 (PPM)
	ZB_Zone19CO2_M	AI	Zigbee Zone19 CO2 (PPM)
	ZB_Zone20CO2_M	AI	Zigbee Zone20 CO2 (PPM)
	FilterRemainTime_M	AI	Filter Time Remaining (Hours)
	CurrentErrorCode_M	AI	Current Error Code
	PipeInTemp_M	AI	Pipe In Temperature
	PipeOutTemp_M	AI	Pipe Out Temperature
	MiddlePipeTemp_M	AI	Middle Pipe Temperature
	ODUgivenAddrs_M	AI	Assigned Address By Outdoor Unit
	Effective Cool Setpoint	AI	Effective Dual Setpoint Cooling Setpoint When ADR Is Active

Notes:

Available functions/features may differ based on the connected system.

For continual product development, LG reserves the right to change specifications without notice.

© LG Electronics U.S.A., Inc., Englewood Cliffs, NJ. All rights reserved. "LG Life's Good" is a registered trademark of LG Corp. /www.lghvac.com

PREMTBVC4
MultiSITE CRC2+Z Remote Controller



Tag #:

Date:

PO No.:

MultiSITE Remote Controller BACnet® MONITOR Points			
v	BACnet Object Name	Object Type	Description
	Effective Heat Setpoint	AI	Effective Dual Setpoint Heating Setpoint When ADR Is Active
	Effective Single Setpoint	AI	Effective Single Setpoint Setpoint When ADR Is Active
	Effective Single Deadband	AI	Effective Single Setpoint Deadband When ADR Is Active
	PreviousErrorCode_M	AV	2nd Chronological Error Code
	ErrorCode3_M	AV	3rd Chronological Error Code
	ErrorCode4_M	AV	4th Chronological Error Code
	ErrorCode5_M	AV	5th Chronological Error Code
	ErrorCode6_M	AV	6th Chronological Error Code
	ErrorCode7_M	AV	7th Chronological Error Code
	ErrorCode8_M	AV	8th Chronological Error Code
	ErrorCode9_M	AV	9th Chronological Error Code
	ErrorCode10_M	AV	10th Chronological Error Code
	OldestErrorCode_M	AV	11th Chronological Error Code
	ZB_LowBattAlarm	BV	Global Zigbee Battery Sensor Alarm
	ADR Active	BV	Effective ADR Status
	FilterAlarm_M	BV	Filter Alarm Status
	MsgAddressLock_M	BV	Central Control Address Lock Status
	MsgOverrideActive	BV	Override Status
	ZB_Snsr_Wn_Interlock_M	BV	Zigbee Window Contact Interlock Status
	Wi-Fi Device Name	CSV	Wi-Fi Device Name
	Wi-Fi Firmware Version	CSV	Wi-Fi Module Firmware Version
	MAC Address	CSV	Wi-Fi Module MAC Address
	Wi-Fi Network SSID	CSV	Wi-Fi Network SSID
	Wi-Fi Network IP Address	CSV	Wi-Fi Network IP Address
	Zigbee Firmware Revision	CSV	Zigbee Firmware Version
	Zigbee IEEE Address	CSV	Zigbee MAC Address
	ZB_Zone1Address_M	CSV	Zigbee Zone1 Address
	ZB_Zone2Address_M	CSV	Zigbee Zone2 Address
	ZB_Zone3Address_M	CSV	Zigbee Zone3 Address
	ZB_Zone4Address_M	CSV	Zigbee Zone4 Address
	ZB_Zone5Address_M	CSV	Zigbee Zone5 Address
	ZB_Zone6Address_M	CSV	Zigbee Zone6 Address

Notes:

Available functions/features may differ based on the connected system.

For continual product development, LG reserves the right to change specifications without notice.

© LG Electronics U.S.A., Inc., Englewood Cliffs, NJ. All rights reserved. "LG Life's Good" is a registered trademark of LG Corp. /www.lghvac.com

Job Name/Location:

PREMTBVC4
MultiSITE CRC2+Z Remote Controller



Tag #:

Date:

PO No.:

MultiSITE Remote Controller BACnet® MONITOR Points			
v	BACnet Object Name	Object Type	Description
	ZB_Zone7Address_M	CSV	Zigbee Zone7 Address
	ZB_Zone8Address_M	CSV	Zigbee Zone8 Address
	ZB_Zone9Address_M	CSV	Zigbee Zone9 Address
	ZB_Zone10Address_M	CSV	Zigbee Zone10 Address
	ZB_Zone11Address_M	CSV	Zigbee Zone11 Address
	ZB_Zone12Address_M	CSV	Zigbee Zone12 Address
	ZB_Zone13Address_M	CSV	Zigbee Zone13 Address
	ZB_Zone14Address_M	CSV	Zigbee Zone14 Address
	ZB_Zone15Address_M	CSV	Zigbee Zone15 Address
	ZB_Zone16Address_M	CSV	Zigbee Zone16 Address
	ZB_Zone17Address_M	CSV	Zigbee Zone17 Address
	ZB_Zone18Address_M	CSV	Zigbee Zone18 Address
	ZB_Zone19Address_M	CSV	Zigbee Zone19 Address
	ZB_Zone20Address_M	CSV	Zigbee Zone20 Address
	ZB_Zone1Status_M	MSI	Zigbee Zone1 Status
	ZB_Zone1BattStatus_M	MSI	Zigbee Zone1 Battery Status
	ZB_Zone1PairingStatus_M	MSI	Zigbee Zone1 Pairing Status
	ZB_Zone2Status_M	MSI	Zigbee Zone2 Status
	ZB_Zone2BattStatus_M	MSI	Zigbee Zone2 Battery Status
	ZB_Zone2PairingStatus_M	MSI	Zigbee Zone2 Pairing Status
	ZB_Zone3Status_M	MSI	Zigbee Zone3 Status
	ZB_Zone3BattStatus_M	MSI	Zigbee Zone3 Battery Status
	ZB_Zone3PairingStatus_M	MSI	Zigbee Zone3 Pairing Status
	ZB_Zone4Status_M	MSI	Zigbee Zone4 Status
	ZB_Zone4BattStatus_M	MSI	Zigbee Zone4 Battery Status
	ZB_Zone4PairingStatus_M	MSI	Zigbee Zone4 Pairing Status
	ZB_Zone5Status_M	MSI	Zigbee Zone5 Status
	ZB_Zone5BattStatus_M	MSI	Zigbee Zone5 Battery Status
	ZB_Zone5PairingStatus_M	MSI	Zigbee Zone5 Pairing Status
	ZB_Zone6Status_M	MSI	Zigbee Zone6 Status
	ZB_Zone6BattStatus_M	MSI	Zigbee Zone6 Battery Status
	ZB_Zone6PairingStatus_M	MSI	Zigbee Zone6 Pairing Status
	ZB_Zone7Status_M	MSI	Zigbee Zone7 Status
	ZB_Zone7BattStatus_M	MSI	Zigbee Zone7 Battery Status

Notes:

Available functions/features may differ based on the connected system.

For continual product development, LG reserves the right to change specifications without notice.

© LG Electronics U.S.A., Inc., Englewood Cliffs, NJ. All rights reserved. "LG Life's Good" is a registered trademark of LG Corp. /www.lghvac.com

PREMTBVC4
MultiSITE CRC2+Z Remote Controller



Tag #:

Date:

PO No.:

MultiSITE Remote Controller BACnet® MONITOR Points

v	BACnet Object Name	Object Type	Description
	ZB_Zone7PairingStatus_M	MSI	Zigbee Zone7 Pairing Status
	ZB_Zone8Status_M	MSI	Zigbee Zone8 Status
	ZB_Zone8BattStatus_M	MSI	Zigbee Zone8 Battery Status
	ZB_Zone8PairingStatus_M	MSI	Zigbee Zone8 Pairing Status
	ZB_Zone9Status_M	MSI	Zigbee Zone9 Status
	ZB_Zone9BattStatus_M	MSI	Zigbee Zone9 Battery Status
	ZB_Zone9PairingStatus_M	MSI	Zigbee Zone9 Pairing Status
	ZB_Zone10Status_M	MSI	Zigbee Zone10 Status
	ZB_Zone10BattStatus_M	MSI	Zigbee Zone10 Battery Status
	ZB_Zone10PairingStatus_M	MSI	Zigbee Zone10 Pairing Status
	ZB_Zone11Status_M	MSI	Zigbee Zone11 Status
	ZB_Zone11BattStatus_M	MSI	Zigbee Zone11 Battery Status
	ZB_Zone11PairingStatus_M	MSI	Zigbee Zone11 Pairing Status
	Wi-Fi Module Status	MSI	Wi-Fi Module Status
	Wi-Fi Status	MSI	Wi-Fi Network Status
	BACnet IP Status	MSI	BACnet IP Network Status
	SMTP Server Status	MSI	Status Of SMTP Server Used For Email Notifications
	ZB_Zone12Status_M	MSI	Zigbee Zone12 Status
	ZB_Zone12BattStatus_M	MSI	Zigbee Zone12 Battery Status
	ZB_Zone12PairingStatus_M	MSI	Zigbee Zone12 Pairing Status
	ZB_Zone13Status_M	MSI	Zigbee Zone13 Status
	ZB_Zone13BattStatus_M	MSI	Zigbee Zone13 Battery Status
	ZB_Zone13PairingStatus_M	MSI	Zigbee Zone13 Pairing Status
	ZB_Zone14Status_M	MSI	Zigbee Zone14 Status
	ZB_Zone14BattStatus_M	MSI	Zigbee Zone14 Battery Status
	ZB_Zone14PairingStatus_M	MSI	Zigbee Zone14 Pairing Status
	ZB_Zone15Status_M	MSI	Zigbee Zone15 Status
	ZB_Zone15BattStatus_M	MSI	Zigbee Zone15 Battery Status
	ZB_Zone15PairingStatus_M	MSI	Zigbee Zone15 Pairing Status
	ZB_Zone16Status_M	MSI	Zigbee Zone16 Status
	ZB_Zone16BattStatus_M	MSI	Zigbee Zone16 Battery Status
	ZB_Zone16PairingStatus_M	MSI	Zigbee Zone16 Pairing Status
	ZB_Zone17Status_M	MSI	Zigbee Zone17 Status

Notes:

Available functions/features may differ based on the connected system.

For continual product development, LG reserves the right to change specifications without notice.

© LG Electronics U.S.A., Inc., Englewood Cliffs, NJ. All rights reserved. "LG Life's Good" is a registered trademark of LG Corp. /www.lghvac.com

Job Name/Location:

PREMTBVC4
MultiSITE CRC2+Z Remote Controller



Tag #:

Date:

PO No.:

MultiSITE Remote Controller BACnet® MONITOR Points			
v	BACnet Object Name	Object Type	Description
	ZB_Zone17BattStatus_M	MSI	Zigbee Zone17 Battery Status
	ZB_Zone17PairingStatus_M	MSI	Zigbee Zone17 Pairing Status
	ZB_Zone18Status_M	MSI	Zigbee Zone18 Status
	ZB_Zone18BattStatus_M	MSI	Zigbee Zone18 Battery Status
	ZB_Zone18PairingStatus_M	MSI	Zigbee Zone18 Pairing Status
	ZB_Zone19Status_M	MSI	Zigbee Zone19 Status
	ZB_Zone19BattStatus_M	MSI	Zigbee Zone19 Battery Status
	ZB_Zone19PairingStatus_M	MSI	Zigbee Zone19 Pairing Status
	ZB_Zone20Status_M	MSI	Zigbee Zone20 Status
	ZB_Zone20BattStatus_M	MSI	Zigbee Zone20 Battery Status
	ZB_Zone20PairingStatus_M	MSI	Zigbee Zone20 Pairing Status
	PipeTempCnfg_M	MSI	Pipe Temperature Configuration Status (Supported or Unsupported)
	ODUsilentMode_M	MSI	ODU Silent Mode Status
	SmartLoadCtrl_M	MSI	Smart Load Control Status
	OccStatus_M	MSI	Occupancy Status
	ODUstatus_M	MSI	Outdoor Unit Status
	ODUType_M	MSI	Outdoor Unit Type
	IDUType_M	MSI	Indoor Unit Type
	AirQuality_M	MSI	Air Quality Status

Notes:

Available functions/features may differ based on the connected system.

For continual product development, LG reserves the right to change specifications without notice.

© LG Electronics U.S.A., Inc., Englewood Cliffs, NJ. All rights reserved. "LG Life's Good" is a registered trademark of LG Corp. /www.lghvac.com

PREMTBVC4
MultiSITE CRC2+Z Remote Controller



Tag #:

Date:

PO No.:

MultiSITE Remote Controller BACnet® CONTROL Points			
v	BACnet Object Name	Object Type	Description
	DisplayLowBacklight	AV	Display Brightness Setting For Low Backlight Conditions
	RoomTempCalibration	AV	Room Temperature Sensor Calibration Offset
	Calibrate Humidity Sensor	AV	Humidity Sensor Calibration Offset
	BACnetComAddr	AV	BACnet Communications Address
	BACnetStackPollRate	AV	BACnet Stack Poll Rate
	LuaParameterA (AV25)	AV	Lua ParamaterA
	LuaParameterB (AV26)	AV	Lua ParamaterB
	LuaParameterC (AV27)	AV	Lua ParameterC
	LuaParameterD (AV28)	AV	Lua ParameterD
	LuaParameterE (AV29)	AV	Lua ParameterE
	LuaParameterF (AV30)	AV	Lua ParameterF
	HeatingSP	AV	Heating SP Setting (Dual SP)
	CoolingSP	AV	Cooling SP Setting (Dual SP)
	ConfigPassword	AV	Configuration Password (Password protects Installer Settings)
	UserPassword	AV	User Password (Password protects all settings)
	DualSPdeadband	AV	Minimum Deadband Setting (Dual SP)
	RoomTemp	AV	Room Temperature
	RoomHumidity	AV	Room Humidity
	ADR Offset	AV	ADR Setpoint Offset Value
	LuaParameterG (AV225)	AV	Lua ParameterG
	LuaParameterH (AV226)	AV	Lua ParameterH
	LuaParameterI (AV227)	AV	Lua ParameterI
	LuaParameterJ (AV228)	AV	Lua ParameterJ
	LuaParameterK (AV229)	AV	Lua ParameterK
	LuaParameterL (AV230)	AV	Lua ParameterL
	SingleSP	AV	Setpoint Setting (Single SP)
	SingleSetpointMax	AV	Single Setpoint Maximum Setting
	SingleSetpointMin	AV	Single Setpoint Minimum Setting
	CoolingSPMax	AV	Dual Setpoint Cooling Maximum Setting
	CoolingSPMin	AV	Dual Setpoint Cooling Minimum Setting
	HeatingSPMax	AV	Dual Setpoint Heating Maximum Setting
	HeatingSPMin	AV	Dual Setpoint Heating Minimum Setting

Notes:

Available functions/features may differ based on the connected system.

For continual product development, LG reserves the right to change specifications without notice.

© LG Electronics U.S.A., Inc., Englewood Cliffs, NJ. All rights reserved. "LG Life's Good" is a registered trademark of LG Corp. /www.lghvac.com

Job Name/Location:

PREMTBVC4
MultiSITE CRC2+Z Remote Controller



Tag #: _____
Date: _____
PO No.: _____

MultiSITE Remote Controller BACnet® CONTROL Points			
v	BACnet Object Name	Object Type	Description
	OverrideCoolingSP	AV	Cooling Override Setpoint Setting
	OverrideHeatingSP	AV	Heating Override Setpoint Setting
	SetbackCoolingSP	AV	Cooling Setback Setpoint Setting
	SetbackHeatingSP	AV	Heating Setback Setpoint Setting
	SingleSPdeadband	AV	Single Setpoint Deadband
	ForceHighBacklight	BV	Force Backlight
	DisplayLongScreenMsg	BV	Show Text Of MsgLongScreenMsgTxt On Main Screen
	PIR Local Motion	BV	Logical OR'd Instantaneous Status of All Motion Sensors
	Utility Signal	BV	ADR Request Signal From Utility
	FilterAlarmRelease	BV	Filter Alarm Reset
	MsgSetbackActive	BV	Setback Status
	TestModeOccupancy	BV	Reserved/Do Not Use
	MsgShortScreenMsgTxt	CSV	Location Message (Displays message at bottom of screen)
	MsgLongScreenMsgTxt	CSV	Description Message (Displays message on main screen)
	ZB_NetworkStatus_M	MSI	Zigbee Network Status
	ZB_Zone1SensorType_M	MSI	Zigbee Zone1 Sensor Type
	ZB_Zone2SensorType_M	MSI	Zigbee Zone2 Sensor Type
	ZB_Zone3SensorType_M	MSI	Zigbee Zone3 Sensor Type
	ZB_Zone4SensorType_M	MSI	Zigbee Zone4 Sensor Type
	ZB_Zone5SensorType_M	MSI	Zigbee Zone5 Sensor Type
	ZB_Zone6SensorType_M	MSI	Zigbee Zone6 Sensor Type
	ZB_Zone7SensorType_M	MSI	Zigbee Zone7 Sensor Type
	ZB_Zone8SensorType_M	MSI	Zigbee Zone8 Sensor Type
	ZB_Zone9SensorType_M	MSI	Zigbee Zone8 Sensor Type
	ZB_Zone10SensorType_M	MSI	Zigbee Zone10 Sensor Type
	ZB_Zone11SensorType_M	MSI	Zigbee Zone11 Sensor Type
	ZB_Zone12SensorType_M	MSI	Zigbee Zone12 Sensor Type
	ZB_Zone13SensorType_M	MSI	Zigbee Zone13 Sensor Type
	ZB_Zone14SensorType_M	MSI	Zigbee Zone14 Sensor Type
	ZB_Zone15SensorType_M	MSI	Zigbee Zone15 Sensor Type
	ZB_Zone16SensorType_M	MSI	Zigbee Zone16 Sensor Type

Notes:

Available functions/features may differ based on the connected system.

For continual product development, LG reserves the right to change specifications without notice.

© LG Electronics U.S.A., Inc., Englewood Cliffs, NJ. All rights reserved. "LG Life's Good" is a registered trademark of LG Corp. /www.lghvac.com

PREMTBVC4
MultiSITE CRC2+Z Remote Controller



Tag #:

Date:

PO No.:

MultiSITE Remote Controller BACnet® CONTROL Points			
v	BACnet Object Name	Object Type	Description
	ZB_Zone17SensorType_M	MSI	Zigbee Zone17 Sensor Type
	ZB_Zone18SensorType_M	MSI	Zigbee Zone18 Sensor Type
	ZB_Zone19SensorType_M	MSI	Zigbee Zone19 Sensor Type
	ZB_Zone20SensorType_M	MSI	Zigbee Zone20 Sensor Type
	DisplayColor	MV	Display Background Color Setting
	DisplayLanguage	MV	Display Language Setting
	DisplayTimeFormat	MV	Time Format Setting
	BACnetNetworkUnits	MV	BACnet Network Units Setting
		MV	System Mode Setting
	FanSpeed	MV	Fan Speed Setting
	DisplayUseStandbyScreen	MV	Standby Screen Setting
	TempUnits	MV	Temperature Units Setting (°F or °C)
	Relative humidity sensor	MV	Humidity Sensor Input Selection
	CO2 source	MV	CO2 Sensor Input Selection
	ADR Enable	MV	ADR Enable/Disable
	ZB_Zone1SnsrType	MV	Zigbee Zone1 Sensor Type
	ZB_Zone2SnsrType	MV	Zigbee Zone2 Sensor Type
	ZB_Zone3SnsrType	MV	Zigbee Zone3 Sensor Type
	ZB_Zone4SnsrType	MV	Zigbee Zone4 Sensor Type
	ZB_Zone5SnsrType	MV	Zigbee Zone5 Sensor Type
	ZB_Zone6SnsrType	MV	Zigbee Zone6 Sensor Type
	ZB_Zone7SnsrType	MV	Zigbee Zone7 Sensor Type
	ZB_Zone8SnsrType	MV	Zigbee Zone8 Sensor Type
	ZB_Zone9SnsrType	MV	Zigbee Zone9 Sensor Type
	ZB_Zone10SnsrType	MV	Zigbee Zone10 Sensor Type
	ZB_Zone11SnsrType	MV	Zigbee Zone11 Sensor Type
	ZB_Zone12SnsrType	MV	Zigbee Zone12 Sensor Type
	ZB_Zone13SnsrType	MV	Zigbee Zone13 Sensor Type
	ZB_Zone14SnsrType	MV	Zigbee Zone14 Sensor Type
	ZB_Zone15SnsrType	MV	Zigbee Zone15 Sensor Type
	ZB_Zone16SnsrType	MV	Zigbee Zone16 Sensor Type
	ZB_Zone17SnsrType	MV	Zigbee Zone17 Sensor Type
	ZB_Zone18SnsrType	MV	Zigbee Zone18 Sensor Type
	ZB_Zone19SnsrType	MV	Zigbee Zone19 Sensor Type

Notes:

Available functions/features may differ based on the connected system.

For continual product development, LG reserves the right to change specifications without notice.

© LG Electronics U.S.A., Inc., Englewood Cliffs, NJ. All rights reserved. "LG Life's Good" is a registered trademark of LG Corp. /www.lghvac.com

Job Name/Location:

PREMTBVC4
MultiSITE CRC2+Z Remote Controller



Tag #:

Date:

PO No.:

MultiSITE Remote Controller BACnet® CONTROL Points			
v	BACnet Object Name	Object Type	Description
	ZB_Zone20SnrType	MV	Zigbee Zone20 Sensor Type
	DisplayShowOnOff	MV	Show or Hide On/Off Setting
	DisplayShowMode	MV	Show or Hide Mode Setting
	DisplayShowSchedule	MV	Show or Hide Schedule Setting
	DisplayShowMore	MV	Show or Hide More Setting
	DisplayShowSetTemp	MV	Show or Hide Set Temperature Setting
	DisplayShowSpaceTemp	MV	Show or Hide Space Temperature Value
	DisplayShowFanSpeed	MV	Show or Hide Fan Speed Setting
	DisplayShowHumidity	MV	Show or Hide Humidity Value
	DisplayShowAirQuality	MV	Show or Hide Air Quality (for unhealthy levels only)
	DisplayShowCO2	MV	Show or Hide CO2 Value
	TempSenseLoc	MV	Temperature Sensing Location Setting
	IDUonOff	MV	Indoor Unit On/Off Setting
	AirflowUpDown	MV	Airflow Up/Down Setting
	AirflowLeftRight	MV	Airflow Left/Right Setting
	AirflowCircular	MV	Airflow Circular Setting
	SingleDualSP	MV	Single or Dual Setpoint Setting
	OverrideMode	MV	Mode Override Setting
	OverrideFanSpeed	MV	Fan Speed Override Setting
	OverrideTimer	MV	Timer Override Setting
	SetbackMode	MV	Mode Setback Setting
	SetbackFanSpeed	MV	Fan Speed Setback Setting
	CntrlrOccSensor	MV	On-board Occupancy Sensor Enable/Disable (Only on models PREMTBVC3/PREMTBVC4)
	ControllerMinOccOnTime	MV	Minimum Occupancy Time Delay
	DisableSchedules	MV	Disable Local Schedules Setting
	ZB_Snsr_Wn_Delay	MV	Zigbee Window Contact Interlock Delay Setting
	ZB_Snsr_Win_Interlock	MV	Zigbee Window Contact Interlock Setting
	AirflowSmart	MV	Airflow Smart Setting
	AirflowRefresh	MV	Airflow Refresh Setting
	FloorTempSensing	MV	Enable Floor Temperature Sensing (Dual Vane 4-Way Cassette Only)
	HumanDetection	MV	Enable Human Detection (Dual Vane 4-Way Cassette Only)

Notes:

Available functions/features may differ based on the connected system.

For continual product development, LG reserves the right to change specifications without notice.

© LG Electronics U.S.A., Inc., Englewood Cliffs, NJ. All rights reserved. "LG Life's Good" is a registered trademark of LG Corp. /www.lghvac.com

PREMTBVC4
MultiSITE CRC2+Z Remote Controller



Tag #:

Date:

PO No.:

MultiSITE Remote Controller BACnet® CONTROL Points			
v	BACnet Object Name	Object Type	Description
	HumanSensingFreq	MV	Human Detection Sensing Frequency Adjustment (Dual Vane 4-Way Cassette Only)
	HumanSensitivity	MV	Human Detection Sensitivity Adjustment (Dual Vane 4-Way Cassette Only)
	DetectionArea	MV	Human Detection Area Adjustment (Dual Vane 4-Way Cassette Only)
	UnoccControl	MV	Human Detection Unoccupied Behavior (Dual Vane 4-Way Cassette Only)
	UnoccStepTime	MV	Human Detection Unoccupied Setpoint Step Timing (Dual Vane 4-Way Cassette Only)
	SetbackEnabled	MV	Enable/Disable Setback
	OverrideEnabled	MV	Enable/Disable Override
	USB Logger	MV	Reserved/Do Not Use
	ADR Override	MV	Override Active ADR Event

Notes:

Available functions/features may differ based on the connected system.

For continual product development, LG reserves the right to change specifications without notice.

© LG Electronics U.S.A., Inc., Englewood Cliffs, NJ. All rights reserved. "LG Life's Good" is a registered trademark of LG Corp. /www.lghvac.com